

## Appendix E (Model A)

### Predicting Membership in Trump Voting Blocs

Model A	Preservation-ists	Anti-Elites	Staunch Conservatives	Free Marketeers	The Disengaged
Racial Attitudes: Rating Whites Higher than Blacks	0.142*** (0.01)	-0.024 (0.01)	-0.038* (0.02)	-0.117*** (0.02)	-0.024*** (0.01)
Racial Attitudes: Perceived Anti-White Discrimination Scale					
Racial Attitudes: Racial Resentment Scale					
Concerns about Legal and Illegal Immigration	0.145*** (0.02)	0.024 (0.02)	0.041* (0.02)	-0.012 (0.02)	0.009 (0.01)
Support for Muslim Travel Ban	0.132*** (0.01)	0.027* (0.01)	0.203*** (0.01)	-0.075*** (0.01)	0.022*** (0.01)
Social Conservatism	0.048*** (0.01)	0.069*** (0.01)	-0.030* (0.01)	-0.007 (0.01)	0.010 (0.01)
Fiscal Conservatism	-0.201*** (0.01)	-0.125*** (0.01)	0.272*** (0.01)	0.355*** (0.01)	-0.021*** (0.01)
Trade Attitudes	0.007 (0.01)	-0.002 (0.01)	0.014 (0.01)	-0.034*** (0.01)	0.011* (0.00)
Importance of Entitlement Programs	0.104*** (0.02)	0.013 (0.02)	0.086*** (0.02)	-0.038* (0.02)	-0.032*** (0.01)
Economic Anxiety Scale	0.050*** (0.01)	-0.005 (0.01)	0.017 (0.01)	0.036* (0.01)	-0.019** (0.01)
Party Identification (7-way)	0.018 (0.01)	0.104*** (0.01)	0.096*** (0.01)	0.133*** (0.01)	0.024*** (0.01)
Female	-0.004 (0.01)	0.013 (0.01)	-0.060*** (0.01)	0.006 (0.01)	0.012*** (0.00)
Education	0.021 (0.01)	-0.014 (0.01)	0.003 (0.01)	0.068*** (0.01)	0.009 (0.01)
Constant	-0.128*** (0.02)	0.032 (0.02)	-0.200*** (0.02)	-0.062** (0.02)	0.020* (0.01)
Observations	6051	6051	6051	6051	6051
R-squared	0.182	0.032	0.281	0.224	0.017
Standard errors in parentheses; Models estimated via OLS regression					
* p<0.05 ** p<0.01 *** p<0.001					

## Appendix E (Model B)

### Predicting Membership in Trump Voting Blocs

Model B	Preservation-ists	Anti-Elites	Staunch Conservatives	Free Marketeers	The Disengaged
Racial Attitudes: Rating Whites Higher than Blacks					
Racial Attitudes: Perceived Anti-White Discrimination Scale	0.106*** (0.01)	0.039** (0.01)	0.046** (0.02)	0.023 (0.02)	-0.018* (0.01)
Racial Attitudes: Racial Resentment Scale					
Concerns about Legal and Illegal Immigration	0.164*** (0.02)	0.004 (0.02)	0.021 (0.02)	-0.045** (0.02)	0.001 (0.01)
Support for Muslim Travel Ban	0.137*** (0.01)	0.017 (0.01)	0.182*** (0.01)	-0.096*** (0.01)	0.027*** (0.01)
Social Conservatism	0.044*** (0.01)	0.063*** (0.01)	-0.037** (0.01)	-0.015 (0.01)	0.010 (0.01)
Fiscal Conservatism	-0.236*** (0.01)	-0.123*** (0.01)	0.271*** (0.01)	0.346*** (0.01)	-0.026*** (0.01)
Trade Attitudes	0.005 (0.01)	-0.009 (0.01)	0.005 (0.01)	-0.036*** (0.01)	0.021*** (0.01)
Importance of Entitlement Programs	0.107*** (0.02)	0.009 (0.02)	0.079*** (0.02)	-0.030 (0.02)	-0.032*** (0.01)
Economic Anxiety Scale	0.038** (0.01)	-0.006 (0.01)	0.026 (0.01)	0.042** (0.01)	-0.032*** (0.01)
Party Identification (7-way)	0.005 (0.01)	0.087*** (0.01)	0.083*** (0.01)	0.126*** (0.01)	0.043*** (0.01)
Female	-0.014 (0.01)	0.013 (0.01)	-0.059*** (0.01)	0.005 (0.01)	0.010** (0.00)
Education	0.012 (0.01)	-0.006 (0.01)	0.015 (0.01)	0.080*** (0.01)	0.003 (0.01)
Constant	-0.142*** (0.02)	0.037 (0.02)	-0.199*** (0.02)	-0.062** (0.02)	0.034** (0.01)
Observations	6272	6272	6272	6272	6272
R-squared	0.184	0.030	0.276	0.212	0.023
Standard errors in parentheses; Models estimated via OLS regression					
* p<0.05 ** p<0.01 *** p<0.001					

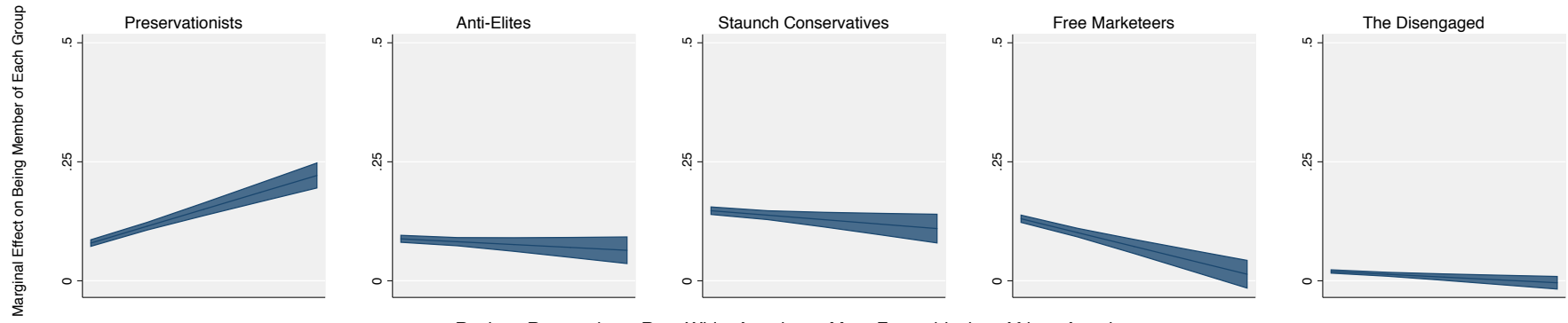
## Appendix E (Model C)

### Predicting Membership in Trump Voting Blocs

Model C	Preservation-ists	Anti-Elites	Staunch Conservatives	Free Marketeers	The Disengaged
Racial Attitudes: Rating Whites Higher than Blacks					
Racial Attitudes: Perceived Anti-White Discrimination Scale					
Racial Attitudes: Racial Resentment Scale	0.040* (0.02)	0.076*** (0.02)	0.026 (0.02)	0.053** (0.02)	-0.053*** (0.01)
Concerns about Legal and Illegal Immigration	0.180*** (0.02)	-0.007 (0.02)	0.026 (0.02)	-0.054** (0.02)	0.010 (0.01)
Support for Muslim Travel Ban	0.153*** (0.01)	0.012 (0.01)	0.188*** (0.01)	-0.100*** (0.01)	0.032*** (0.01)
Social Conservatism	0.055*** (0.01)	0.066*** (0.01)	-0.032* (0.01)	-0.013 (0.01)	0.006 (0.01)
Fiscal Conservatism	-0.227*** (0.01)	-0.129*** (0.01)	0.274*** (0.01)	0.342*** (0.01)	-0.017* (0.01)
Trade Attitudes	0.007 (0.01)	-0.008 (0.01)	0.006 (0.01)	-0.036*** (0.01)	0.021*** (0.00)
Importance of Entitlement Programs	0.107*** (0.02)	0.008 (0.02)	0.079*** (0.02)	-0.031 (0.02)	-0.030*** (0.01)
Economic Anxiety Scale	0.047*** (0.01)	-0.006 (0.01)	0.029* (0.01)	0.043** (0.01)	-0.033*** (0.01)
Party Identification (7-way)	0.020 (0.01)	0.087*** (0.01)	0.089*** (0.01)	0.126*** (0.01)	0.042*** (0.01)
Female	-0.011 (0.01)	0.013 (0.01)	-0.058*** (0.01)	0.005 (0.01)	0.010** (0.00)
Education	0.011 (0.01)	-0.001 (0.01)	0.016 (0.01)	0.084*** (0.01)	-0.002 (0.01)
Constant	-0.151*** (0.02)	0.017 (0.02)	-0.205*** (0.02)	-0.076*** (0.02)	0.047*** (0.01)
Observations	6249	6249	6249	6249	6249
R-squared	0.178	0.032	0.276	0.213	0.027
Standard errors in parentheses; Models estimated via OLS regression					
* p<0.05 ** p<0.01 *** p<0.001					

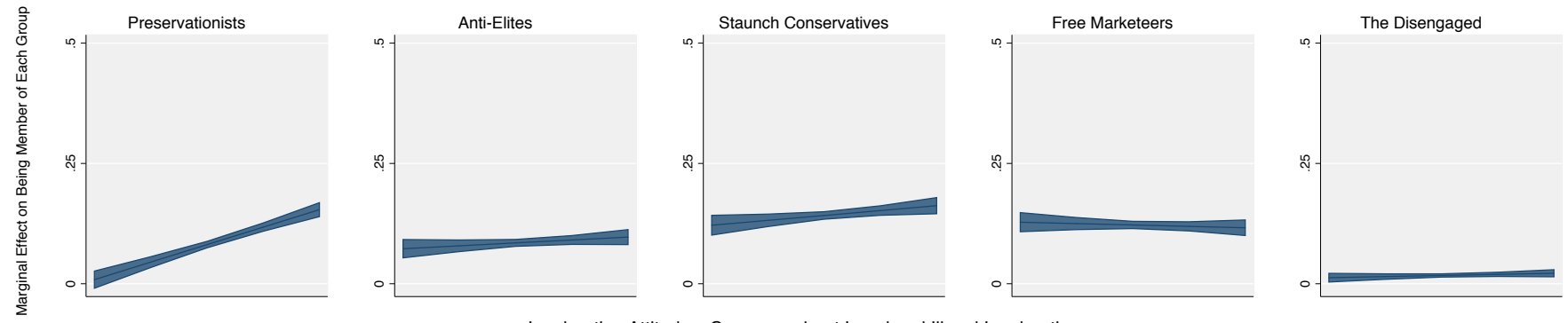
**Appendix E (Continued)**  
**Predicted Membership in Each of the Five Trump Groups (from Model A)**

How Racism Predicts Membership in each of the Five Trump Voter Groups



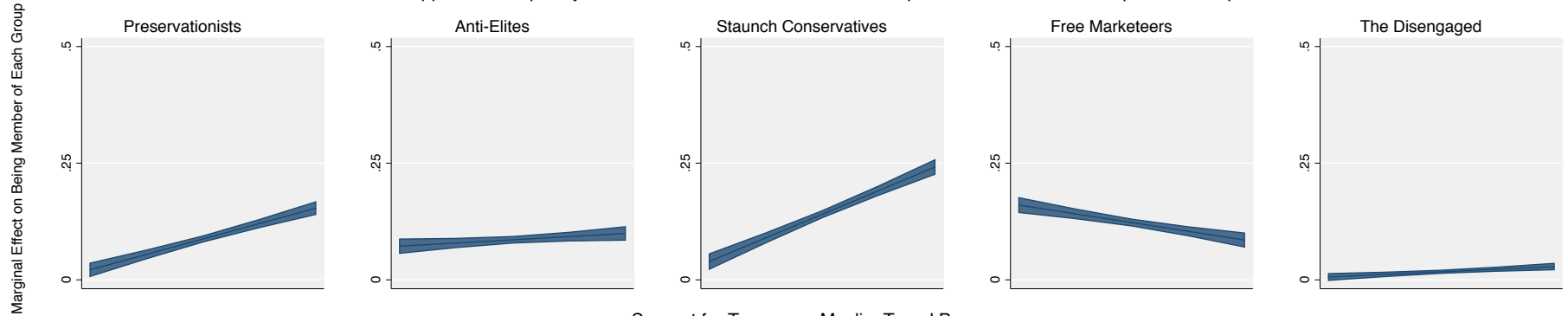
Racism: Respondents Rate White Americans More Favorably than African Americans

How Concerns About Illegal & Legal Immigration Predicts Membership in each of the Five Trump Voter Groups



Immigration Attitudes: Concerns about Legal and Illegal Immigration

How Support for Temporary Muslim Travel Ban Predicts Membership in Each of the Five Trump Voter Groups



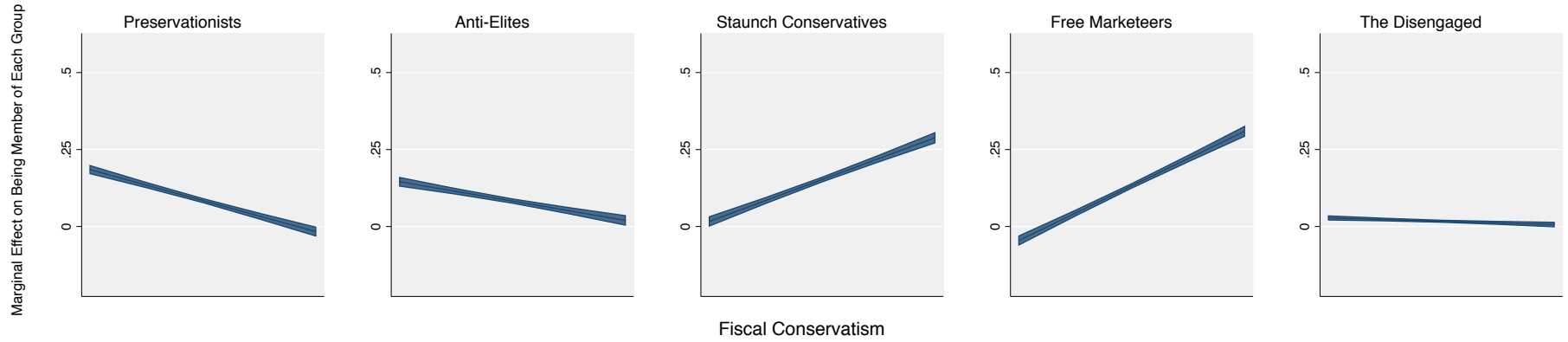
Support for Temporary Muslim Travel Ban

Note: Logit models, conducted among white respondents, models include other key variables and controls

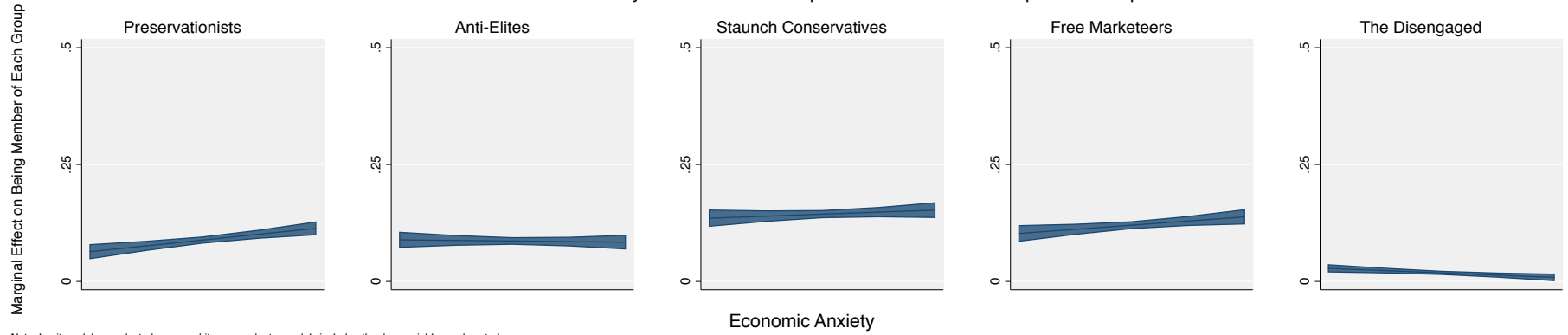
## Appendix E (Continued)

### Predicted Membership in Each of the Five Trump Groups (from Model A)

How Fiscal Conservatism Predicts Membership in Each of the Five Trump Voter Groups



How Economic Anxiety Predicts Membership in Each of the Five Trump Voter Groups



Note: Logit models, conducted among white respondents, models include other key variables and controls